

65m - 2.500kg

60m - 3.000kg

55m - 3.500kg

50m - 4.000kg

48m - 4.200kg

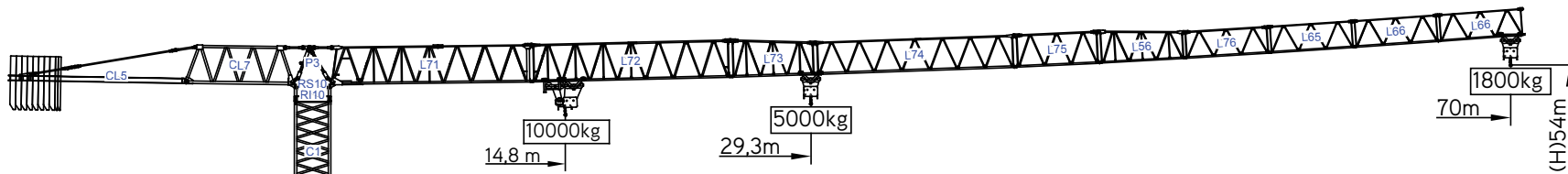
43m - 4.500kg

38m - 5.000kg

36m - 5.000kg

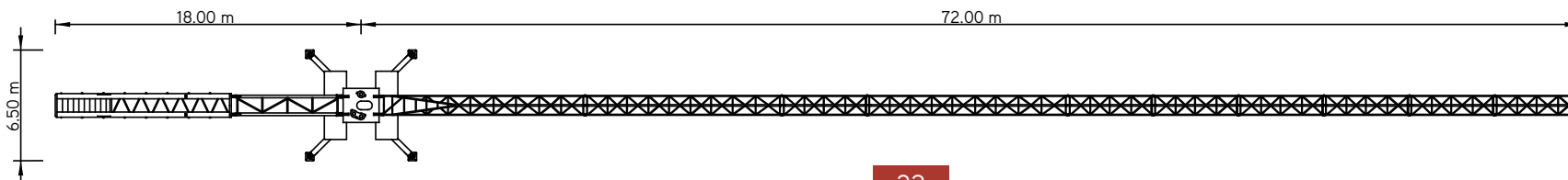
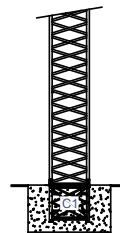
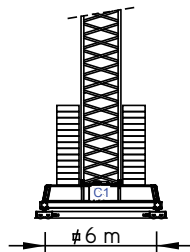
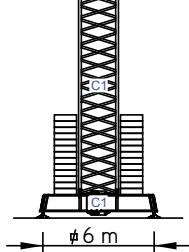
31m - 5.600kg

26m - 6.600kg



Cargas.Loads.Lasten.Charges.Cargas.Carichi.Yükler.ГРУЗОПОДЪЕМНОСТЬ

Icon	Diagram	Kg/m M/KIT	m	kg													
				16	21	26	31	36	38	43	48	50	55	60	65	70	
18000 kg 8x2000 + 2x1000 kg	70m L71+L72+L73+L74+L75 L56+L76+L65+L66+L66	10000	29,3m	5000	5000	5000	4710	3990	3750	3260	2870	2730	2440	2190	1990	1800	
18000 kg 8x2000 + 2x1000 kg	65m L71+L72+L73+L74+L75 L56+L76+L65+L66	5000	35,5m	5000	5000	5000	5000	4940	4650	4050	3580	3410	3060	2760	2500		
17000 kg 8x2000 + 1x1000 kg	60m L71+L72+L73+L74+L75 L56+L76+L65	10000	38,2m	5000	5000	5000	5000	5000	4400	3890	3720	3330	3000				
17000 kg 8x2000 + 1x1000 kg	55m L71+L72+L73+L74+L75 L56+L76	10000	40m	5000	5000	5000	5000	5000	4640	4100	3920	3500					
16000 kg 8x2000 kg	50m L71+L72+L73+L74+L75 L56	5000	40,9m	5000	5000	5000	5000	5000	4760	4200	4000						
14000 kg 7x2000 kg	48m L71+L72+L73+L75+L56 L76+L65	10000	41m	5000	5000	5000	5000	5000	5000	4800	4200						
12000 kg 6x2000 kg	43m L71+L72+L73+L75+L56 L76	10000	39m	5000	5000	5000	5000	5000	5000	4500							
11000 kg 5x2000 + 1x1000 kg	38m L71+L72+L73+L75+L56	10000	38m	5000	5000	5000	5000	5000	5000								
9000 kg 4x2000+1x1000 kg	36m L71+L73+L75+L56+L76 L65	10000	37,3m	5000	5000	5000	5000	5000	5000								
8000 kg 4x2000 kg	31m L71+L73+L75+L56+L76	5000	36,6m	5000	5000	5000	5000	5000									
7000 kg 3x2000+1x1000 kg	26m L71+L73+L75+L56	10000	35,5m	5000	5000	5000											



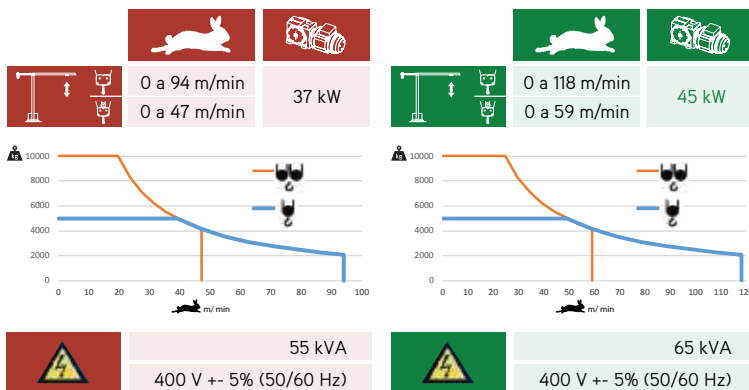
# SGT 7018TL

70m - 1.800kg

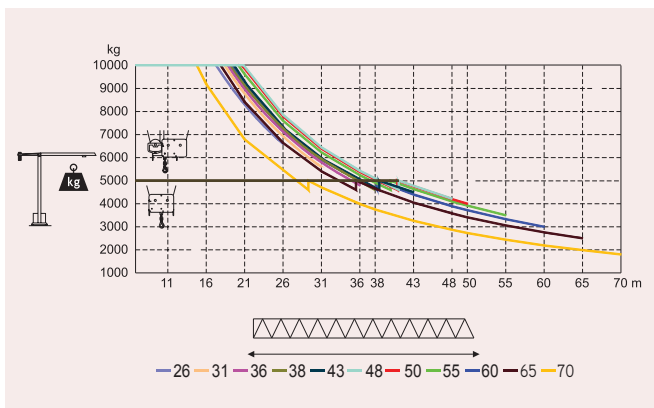
10.000Kg

Características . Characteristics . Eigenschaften  
Caractéristiques . Caratteristiche . Caratteristiche  
Özellikler . ХАРАКТЕРИСТИКИ

	0 a 1 r.p.m. 3x5 daN.m
	0 a 60 m/min 5,5 kW
	0-10 m/min 2x4 kW



Velocidade de elevação . Hoisting speed . Hubgeschwindigkeit . Vitesse d'élevation .  
Velocidad de elevación . Velocità di sollevamento . Kaldırma hızı (m/min) .  
Скорость подъема (м/мин)



Elementos . Parts . Teile . Éléments . Elementos . Elemento . Parçalar . ЭЛЕМЕНТЫ

	A (mm)	B (mm)	C (mm)	kg	Code
L71	11970	1900	2900	6500	
L72	11970	1160	2260	2500	
L73	5230	1160	2260	750	
L74	11950	1160	1950	1400	
L75	5200	1160	1950	500	
L56	5200	1160	1930	590	
L76	5180	1160	1610	370	
L65	5110	1160	1610	330	530 70 18
L66	5110	1160	1610	2x300 600	
RS10 R110	2620	2180	2150	8000	
P3	2430	1300	760	1270	
CL7	6475	1220	2300	2600	
CL5	10550	1500	500	3720	
CP3	1160	165	3140	2x1000 2000	704 10 00
CP2	1160	330	3140	8x2000 16000	704 20 00
TOTAL				47130	
C1	12000	2180	2180	4200	509 12 00
C1	6130	2180	2180	2200	509 06 00
C1	3195	2180	2180	1200	508 12 03
C1	3195	2250	2250	1360	509 06 03
C1	2280	2150	2150	850	509 06 02
C1	8725	800	1370	4600	609 00 02
C1	4200	380	1370	2x1700 3400	
TOTAL				8000	