

# CITY CRANE MC 45

LKX 1

**POTAIN**  <sup>®</sup>



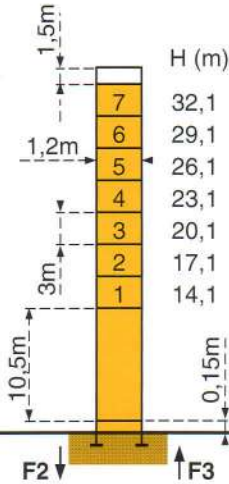
Mats - Maste - Masts - Mástil - Torre



□ 1,2m

Flèche - Ausleger - Jib  
Flecha - Braccio  
30m → 35m

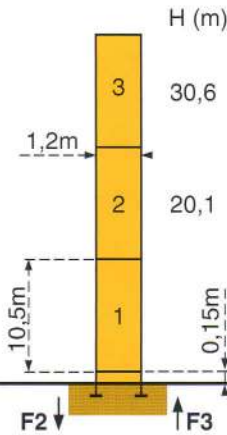
**P 12A**



F2	● 40t	■ 55t
F3	● 29t	■ 46t

🏠	14t
---	-----

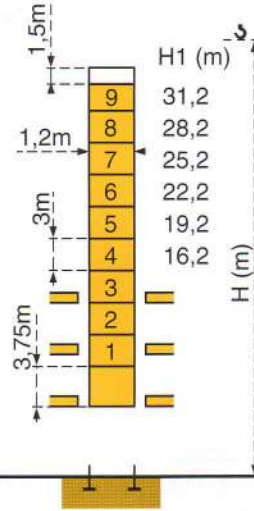
**P 12A**



F2	● 36t	■ 44t
F3	● 27t	■ 36t

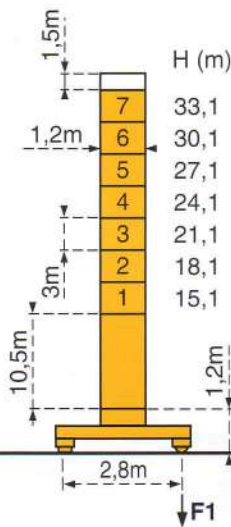
🏠	11t
---	-----

**B 122A**



Voir ci-contre  
Siehe nebenstehend  
See opposite  
Ver pagina opuesta  
Vedi pagina accanto

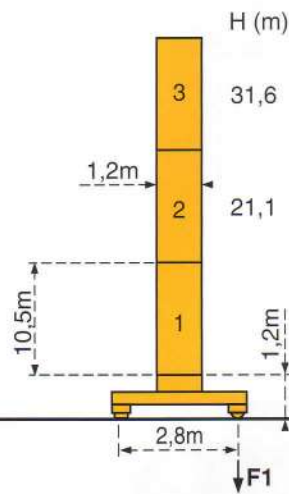
**ZJ 12A**



F1	● 33t	■ 45t
----	-------	-------

🏠	17t
---	-----

**ZJ 12A**




F1	● 29t	■ 36t
----	-------	-------


🏠	14t
---	-----

F = Réactions - Eckdrücke - Reactions - Reacciones - Reazioni

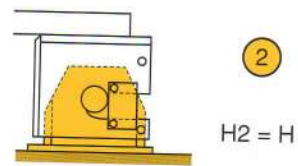
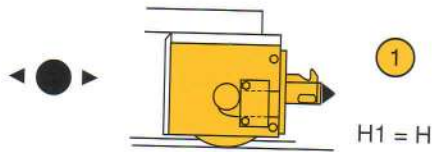
Courbes de charges - Lastkurven - Load diagrams - Curvas de cargas - Curve di carico

 Flèche Ausleger Jib Flecha Braccio

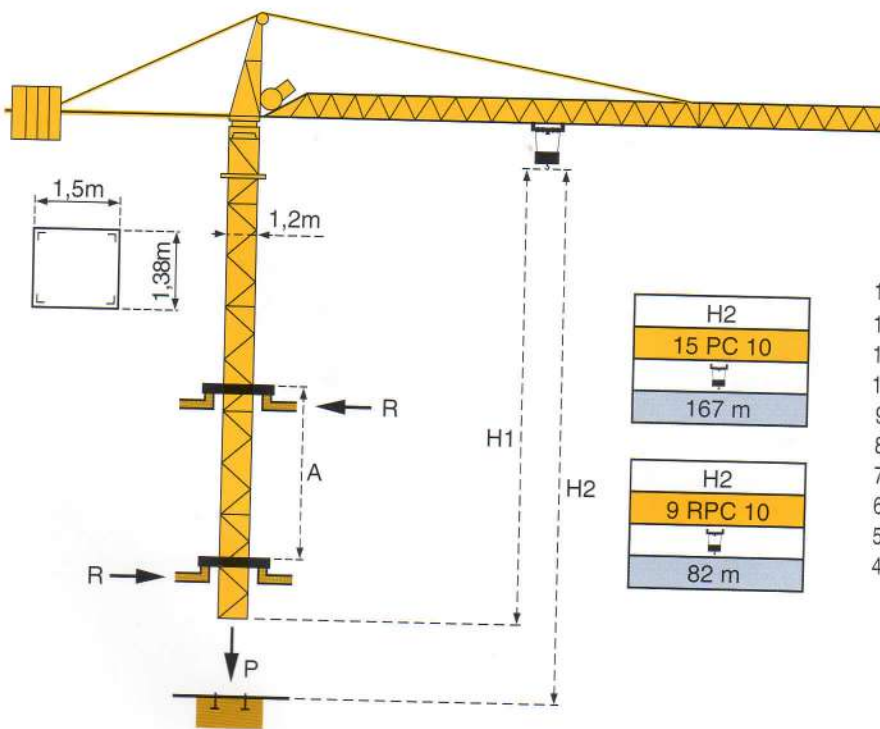
 35 m	20,3	22	25	27	30	32	35	m
	2	1,82	1,55	1,41	1,23	1,13	1	t

 30 m	20,6	22	25	27	30	m
	2	1,85	1,58	1,43	1,25	t

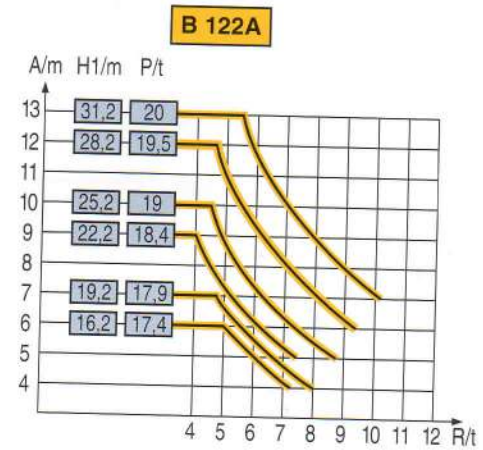
ZJ



Télescopage sur dalles - Kletterkrane im Gebäude - Climbing crane  
Telescopage guas trepadoras - Gru in cavedio



H2	15 PC 10	167 m
H2	9 RPC 10	82 m

















A Distance entre cadres	A Abstand zwischen den Rahmen	A Distance between collars	A Distancia entre marcos	A Distanza fra i telai
H1 Hauteur grue	H1 Kranhöhe	H1 Crane height	H1 Altura grúa	H1 Altezza gru
P Poids de la grue (en service)	P Krangewicht (in Betrieb)	P Crane weight (in service)	P Peso de la grúa (en servicio)	P Peso della gru (in servizio)
R Réaction horizontale	R Horizontalkräfte	R Horizontal reaction	R Reaccion horizontal	R Reazione orizzontale

- |  |  |   |   |  |
|--|--|---|---|--|
| ● En service                                       | ● In Betrieb   | ● In service  | ● En servicio                                       | ● In servizio  |
| ■ Hors service                                     | ■ Ausser Betrieb   | ■ Out of service  | ■ Fuera de servicio                                 | ■ Fuori servizio   |
| ⊕ A vide sans lest avec flèche et hauteur maximum. | ⊕ Ohne Last und Ballast mit Maximalausleger und Maximalhöhe. | ⊕ Without load and ballast with longest jib and maximum height. | ⊕ Sin carga, sin lastre con flecha y altura máxima. | ⊕ A vuoto senza zavorra e con braccio massimo e altezza massima. |



Mécanismes - Antriebe - Mechanisms - Mecanismos - Meccanismi

				m/min	t		ch -PS hp	kW
Levage Heben Hoisting Elevación Sollevamento	9 RPC 10 			6,5	2	165 m	8,2	6
				20	2			
				40	1			
	15 PC 10 			9	2	335 m	15	11
				27	2			
				54	1			
Distribution - <i>Katzfahren</i> - Trolleying Distribución - Distribuzione		1D1V1D	36			1,2	0,9	
Orientation - <i>Schwenken</i> - Slewing Orientación - Rotazione		RCO	0,3→1 tr/min U/min-rpm			6,5	4,8	
Translation - <i>Kranfahren</i> - Travelling Traslación - Traslazione		TVD 324 C1	26			2 x 4	2 x 2,9	
Réseau - <i>Netzstrom</i> - Mains supply - <i>Red</i> - Rete elettrica						CEI 38 IEC 38	400V (+6%-10%) 50Hz	
Puissance électrique nécessaire - <i>Anschlusswert</i> - Necessary electric power <i>Potencia electrica necesaria</i> - Potenza elettrica necessaria							9 RPC : 15 KVA 15 PC : 25 KVA	
Groupe électrogène - <i>Stromaggregat</i> - Generator set - <i>Grupo electrogeno</i> - Gruppo elettrogeno							*	

\* Nous consulter - *Auf Anfrage* - Consult us - *Consultarnos* - Consultateci

Conforme aux directives CEE 84/534 et 87/405 sur le niveau acoustique - *Gemäss EWG-Richtlinien 84/534 und 87/405 für den Schall- Leistungspegel*  
 In compliance with the EEC 84/534 and 87/405 instructions on noise level - *Conforme con las directivas CEE 84/534 y 87/405 sobre el nivel acustico*  
 Conforme alle direttive CEE 84/534 e 87/405 sul livello acustico



FEM/1-A3

Copyright.Reproduction interdite © POTAIN 1997

**POTAIN** 

GRUPE LEGRIS INDUSTRIES

18.Rue de Charbonnières, B.P. 173-F 69132 ECULLY Cedex  
 Tél. (33)04.72.20.20.20 - Fax (33)04.72.20.20.00  
 http://www.potain.fr - E-mail : mkt@potain.fr

POTAIN GmbH Deutschland Tel : 06.105.704.0  
 SIMMAPOTAIN Italia Tel : 039.65.631  
 Zhangjiagang POTAIN China Tel : 520. 877.1451

CITY CRANE MC 45

Réf. 1997.05.LKX 1

Modifiche riservate

Modificaciones reservadas

Subject to modification

Änderungen vorbehalten

Modifications réservées

Printed in France

Réalisation SODIPE