




# TOPKIT MC70

**POTAIN** 

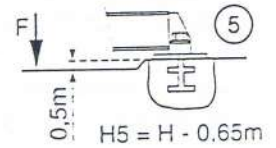
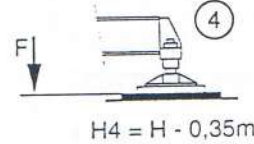
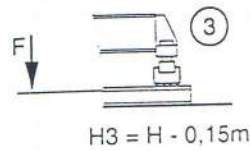
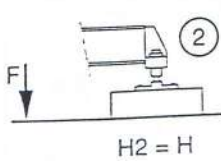
 Flèche Ausleger Jib Flecha Braccio

43 m 	=	23.6	25	27	30	32	35	37	40	43	m
		2.5	2.34	2.13	1.88	1.74	1.55	1.45	1.31	1.2	

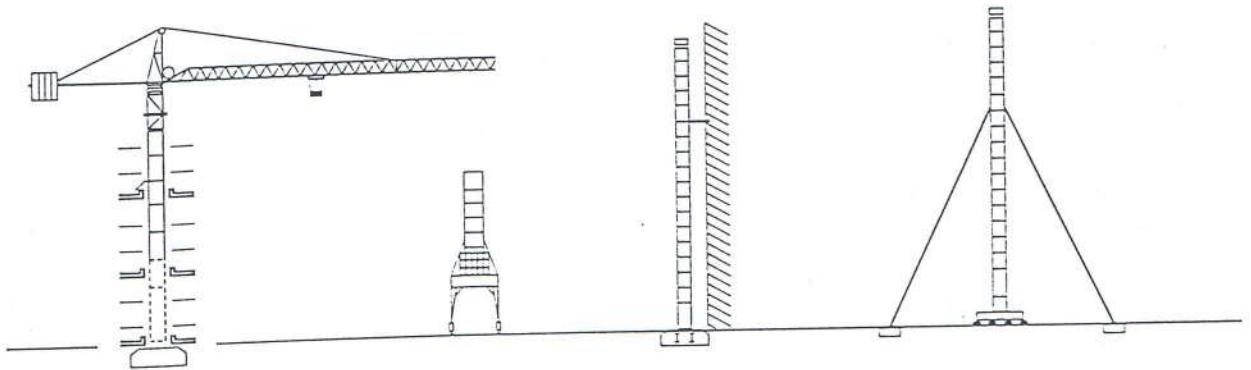
40 m 	=	24.7	25	27	30	32	35	37	40	m
		2.5	2.47	2.26	1.99	1.84	1.65	1.54	1.4	

30 m 	=	26.9	27	30	m
		2.5	2.49	2.2	

ZE  
ZF



Autres implantations - Aufstellmöglichkeiten - Mounting possibilities  
Otras implantaciones - Altre soluzioni possibili



Nous consulter  
Auf anfrage  
Consult us  
Consultarnos  
Consultateci

● En service  
■ Hors service

● In Betrieb  
■ Ausser Betrieb

● In service  
■ Out of service

● En servicio  
■ Fuera de servicio

● In servizio  
■ Fuori servizio

⊗ A vide sans lest  
avec flèche et hauteur  
maximum.

⊗ Ohne Last und Ballast  
mit Maximalausleger und  
Maximalhöhe.

⊗ Without load and  
ballast with longest jib  
and maximum height.

⊗ Sin carga, sin  
lastre con flecha y  
altura máxima.

⊗ A vuoto senza zavorra  
e con braccio massimo e  
altezza massima.

**POTAIN**  **TOPKIT MC70**

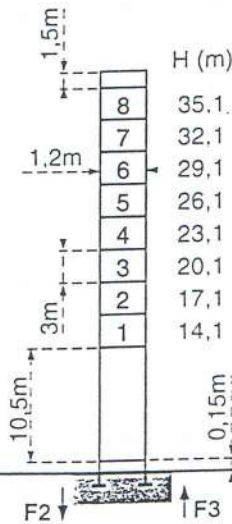
03A-0100-030-

Mats - Maste - Masts - Mástil - Torre



Ø 1,2m

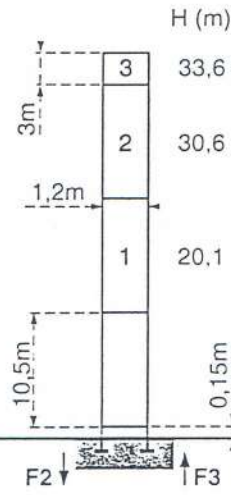
Flèche - Ausleger - Jib  
 Flecha - Braccio  
 30m → 43m



P 12 A

F2	● 60t	■ 77t
F3	● 43t	■ 61t

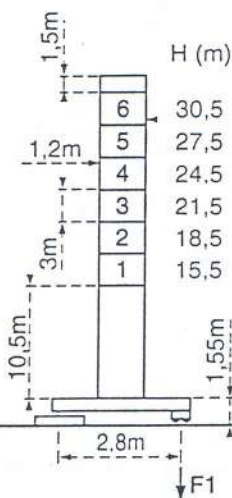
	22t
--	-----



P 12 A

F2	● 58t	■ 70t
F3	● 41t	■ 55t

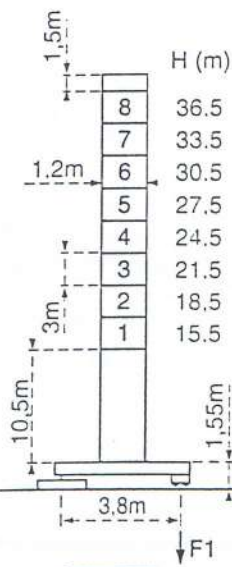
	21t
--	-----



ZE 12A

F1	● 39t	■ 38t
----	-------	-------

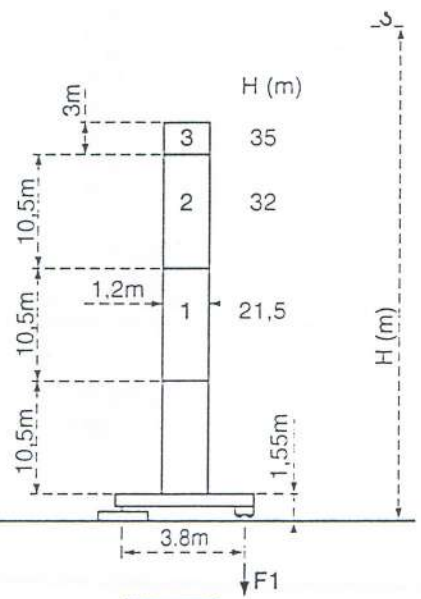
	23t
--	-----



ZF 12A

F1	● 37t	■ 45t
----	-------	-------

	27t
--	-----
























ZF 12A

F1	● 35t	■ 41t
----	-------	-------

	27t
--	-----

F = Réactions - Eckdrücke - Reactions - Reacciones - Reazioni

				m/min	t		ch -PS hp	kW
Levage Heben Hoisting Elevación Sollevamento	15 PC 13     	  		7	2,5	360 m	15	11
				21	2,5			
				42	1,3			
	25 PC 13     	  		6,6	2,5	360 m	25	18,4
				33	2,5			
				66	1,3			
Distribution - <i>Katzfahren</i> - Trolleying Distribución - Distribuzione		3 D2 V5	21 - 42				3	2.2
Orientation - <i>Schwenken</i> - Slewing Orientación - Rotazione		RCV 80	0 → 0,8 tr/min U/min-rpm				8	5
Translation - <i>Kranfahren</i> - Travelling Traslación - Traslazione	ZE - ZF  	TVD 324 C1	26				2 x 4	2 x 2,9
Réseau - <i>Netzstrom</i> - Mains supply - <i>Red</i> - Rete elettrica						CEI 38	400V (+5%,-10%) 50Hz	
Puissance électrique nécessaire - <i>Anschlusswert</i> - Necessary electric power <i>Potencia eléctrica necesaria</i> - Potenza elettrica necessaria							15 PC : 25 KVA 25 PC : 35 KVA	
Groupe électrogène - <i>Stromaggregat</i> - Generator set - <i>Grupo electrogeno</i> - Gruppo elettrogeno							.	

\*Nous consulter - *Auf Anfrage* - Consult us - *Consultarnos* - Consultateci

Conforme aux directives CEE 84/534 et 87/405 sur le niveau acoustique - *Gemäss EWG-Richtlinien 84 534 und 87 405 für den Schall- Leistungspegel*  
 In compliance with the EEC 84/534 and 87/405 instructions on noise level - *Conforme con las directivas CEE 84 534 y 87 405 sobre el nivel acustico*  
 Conforme alle direttive CEE 84/534 e 87 405 sul livello acustico



Copyright.Reproduction interdite © POTAIN 1994

**POTAIN** 

GRUPE *LEGRIS* INDUSTRIES

18.Rue de Charbonnières, B.P. 173-F 69132 ECULLY Cedex  
 Tél. 72.20.20.20 - Télex 375 213 - Fax 72.20.20.00

POTAIN GmbH Deutschland Tel : 06.105.704.0  
 POTAIN U.K. Great Britain Tel : 0895.44.52.61  
 Simma POTAIN Italia Tel : 02.97.96.71  
 POTAIN Portugal Portugal Tel : 02.968.08.89

**POTAIN**  **TOPKIT MC70**

03A-0100-030-0